

Freestyle Maniac Membership

- The Freestyle Maniac Membership will give skaters unlimited access to Freestyle sessions.
- The pass will need to be renewed on the first of each month by the skater or the skater's parent.
- Skaters will still be required to check-in at the cashier booth prior to taking the ice each day, to verify membership status and sign in on the Freestyle sheet.
- Pass is good from the 1st, through the last day of the month, regardless of when you sign up for the pass (for example, if you sign up on the 20th of April, it is still only valid through April 30th and you will need to renew again on May 1st. Therefore, it is recommended to sign up on the first each month.).
- Membership will NOT auto renew. You will need to follow these instructions to sign up each month.
- NO REFUNDS OF ANY KIND WILL BE ISSUED.

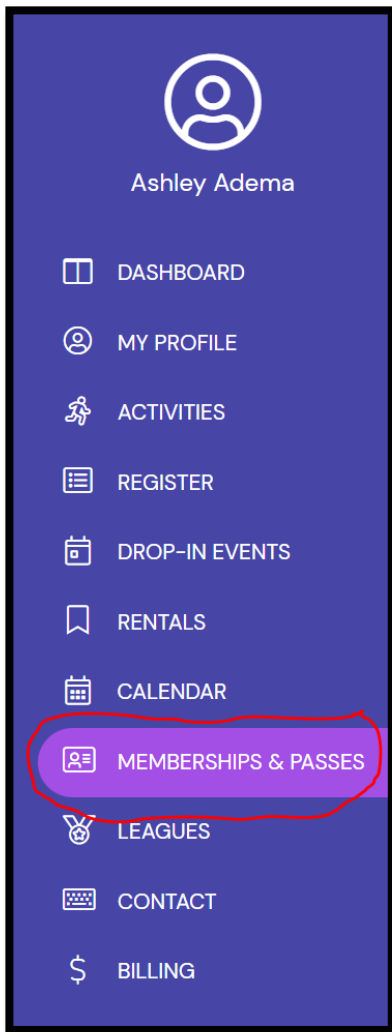
HOW TO REGISTER

1. Go to the figure skating page on Vacaville Ice Sports website. Click any of the blue registration or calendar buttons to take you to DaySmart Recreation (Formerly named Dash).

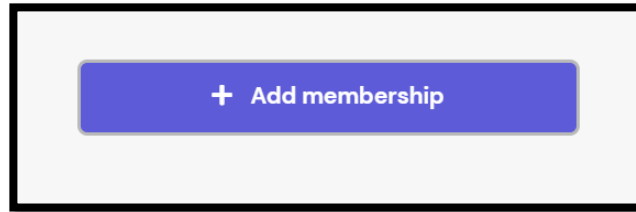
The screenshot shows the website for Vacaville Ice Sports. The URL is vacavilleicesport.com/figure-skating/. The page has a blue header with the Vacaville Ice logo and the tagline "Coolest place in town!". The navigation menu includes: Home, Public Skating, Skating Academy, Weekly Camps!, Hockey, Figure Skating (selected), Birthday Parties, Groups & Events, Pro Shop, Fundraising & Advertising, and General Information. The main content area is titled "Freestyle" and contains the following text: "Freestyle is for competitive figure skaters who are training. Skaters must bring their own skates and be at level Freestyle 1 or higher to participate in these sessions. Skaters may also work one-on-one with a private coach during these sessions. Private sessions must be booked with the coach beforehand. **Freestyle is not public ice time.**" Below this text is the instruction "Register online for Freestyle today!". At the bottom of the page, there are two blue buttons: "Freestyle Registration" and "Freestyle Calendar", both of which are circled in yellow.

- Once you are in Dash click the sign in button on the left hand side, or upper right hand side and login to your account.

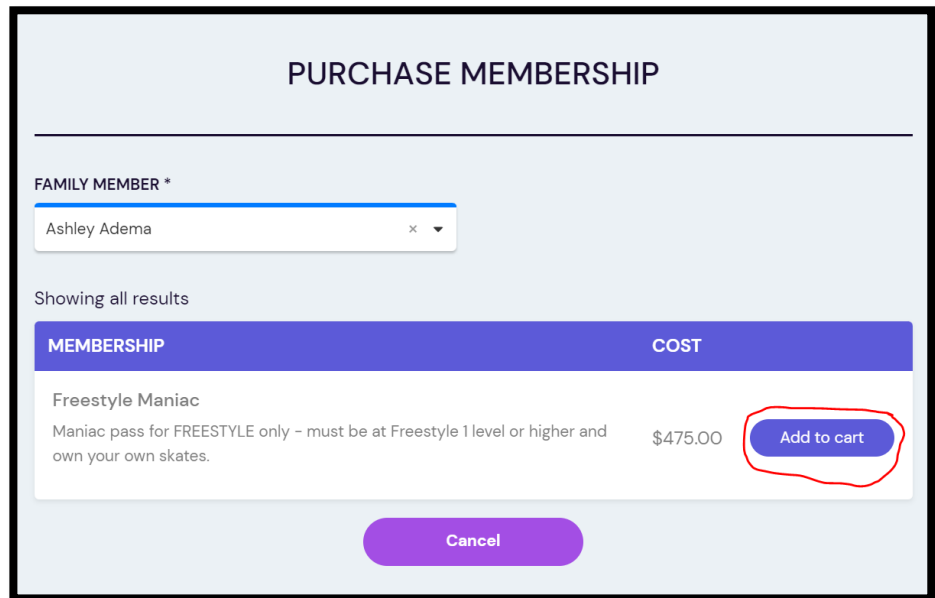
The screenshot displays the 'FREESTYLE' program page on the DaySmart Recreation website. On the left, a dark blue navigation sidebar contains links for REGISTER, DROP-IN EVENTS, RENTALS, CALENDAR, LEAGUES, and CONTACT. A yellow 'Sign in' button is prominent, with a 'New user?' link below it. The main content area is titled 'FREESTYLE' and includes a 'Back to programs' link. Below the title are search filters for LOCATION (All Locations), ACTIVITIES, GENDER (Any), SKILL LEVEL, and DAYS OF WEEK (Su, Mo, Tu, We, Th, Fr, Sa). Two program listings are shown: 'Open Freestyle' and 'Adult Freestyle', both at Vacaville Ice Rink. Each listing includes a 'View' button and a 'Read More' link.



3. Once you are logged in, on the left hand side click Memberships & Passes. Once you are on the Membership page, click the blue Add membership button.



4. A new window will pop up showing the available memberships. Find Freestyle Maniac and click the Add to cart button.



5. Once you have added the item to your cart, click the shopping cart icon in the upper right hand side of your screen. Then choose your payment method and checkout!

